



Ramadan

Activity Booklet


RAMADAN 1442 | 2021



pennyappeal **canada**
small change. **big difference**

Ramadan Crossword Puzzle

COMPLETE THE PUZZLE USING THE CLUES PROVIDED!



Across

1. The festival that we celebrate at the end of Ramadan
5. The month of fasting
8. 5 daily prayers
9. Morning meal before fasting
10. The morning prayer

Down

2. Evening meal to break the fast
3. When fasting ends
4. Charity
6. Arabic word for fasting
7. This was revealed to the Prophet (PBUH) in Ramadan



@UMMICRAFTS

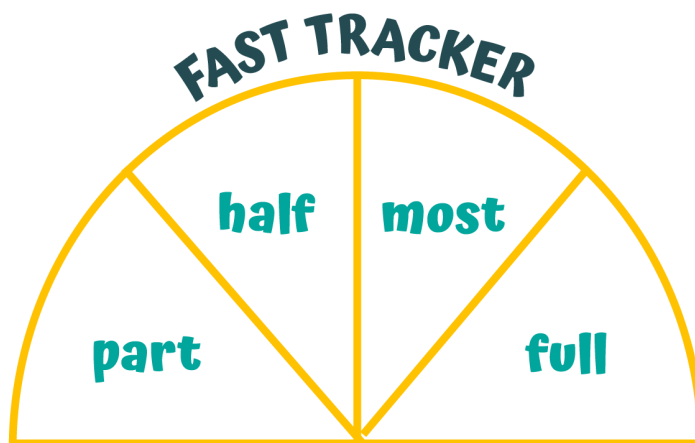


My Daily Ramadan Journal



TODAY I:

- ☆ Read Quran
- ☆ Prayed on time
- ☆ Did a good deed
- ☆ Memorized a name of Allah
- ☆ Helped prepare Iftar



PRAYER TRACKER

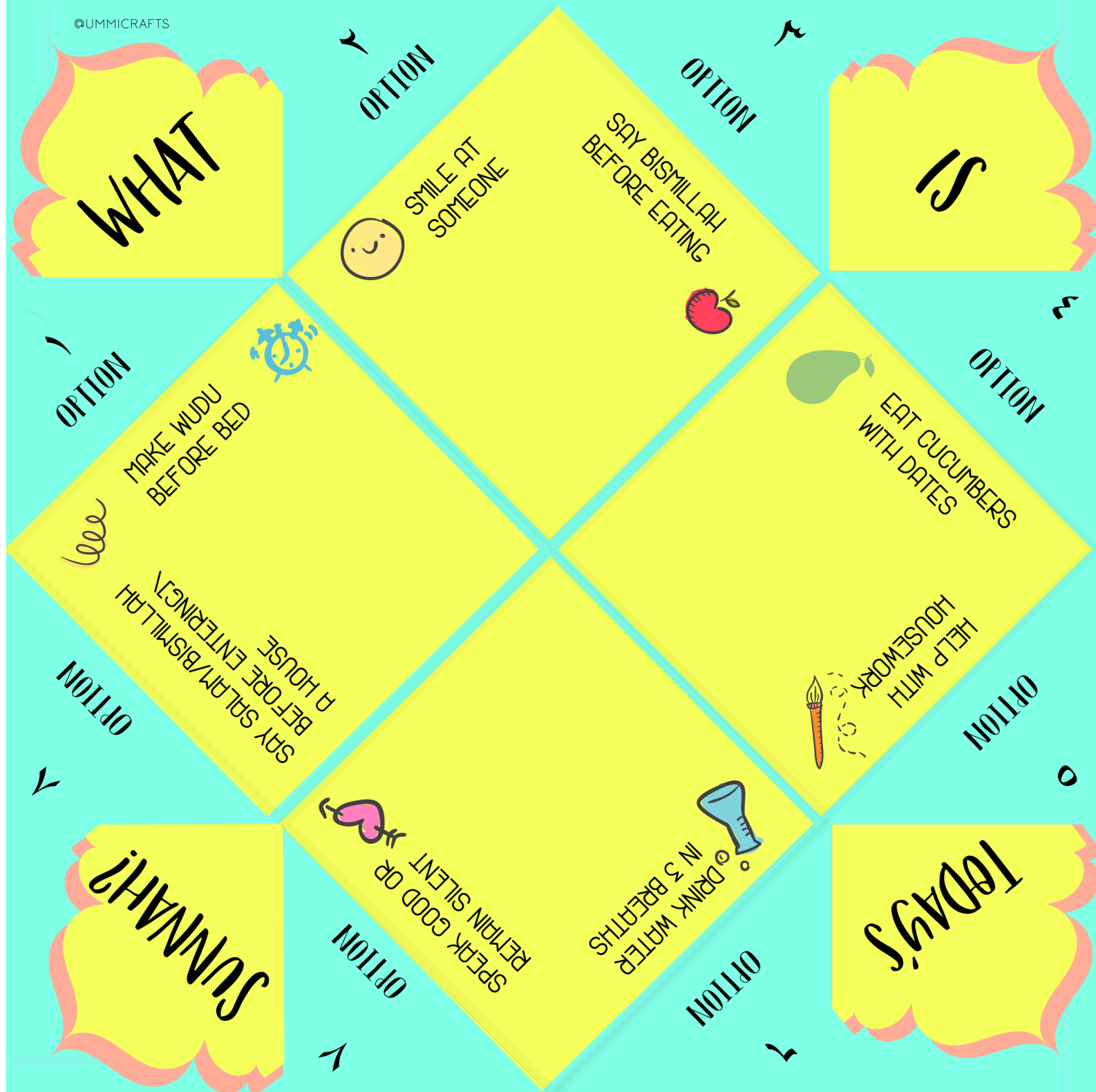
<input type="checkbox"/>	FAJR	
<input type="checkbox"/>	DHUHR	
<input type="checkbox"/>	ASR	
<input type="checkbox"/>	MAGHRIB	
<input type="checkbox"/>	ISHA	

My daily Dua List

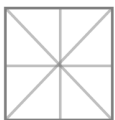


@UMMICRAFTS

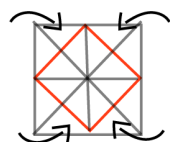




1) CUT THIS PART OF THE PAGE OFF TO END UP WITH A SQUARE PATTERN



2) FOLD THE SQUARE IN HALF HORIZONTALLY, UNFOLD & THEN FOLD VERTICALLY, UNFOLD. REPEAT DIAGONALLY

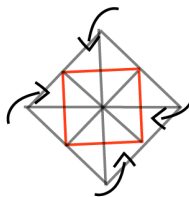


3) WITH THE PRINTED SIDE FACING DOWN, FOLD ALL CORNERS INTO THE CENTRE

4) FLIP PAPER OVER TO SEE THE FORTUNES (MIDDLE OF TEMPLATE)



5) AS BEFORE, FOLD EACH CORNER INWARD. ALL OPTIONS SHOULD BE VISIBLE



6) FOLD THE PAPER IN HALF AGAIN SO THE OPTIONS ARE ON THE INSIDE, AND THE FLAPS ARE ON THE OUTSIDE

7) SLIDE YOUR THUMB & INDEX FINGERS INTO THE FLAPS AND PRESS THEM TOGETHER AND VOILA! YOU HAVE YOURSELF A COOTIE CATCHER!



EID MONEY ENVELOPES

by



TOP FLAP
fold & seal

FLAP B
FOLD FLAP B AND GLUE TO FLAP A

FLAP A
FOLD FLAP



CUT AROUND THE SOLID LINE
AND FOLD AS INSTRUCTED AT
THE DOTTED LINES

BOTTOM FLAP
fold & glue

